

# Mark's Idea

by Dina McClellan



Jamal's class is learning about recycling. The kids have to do special work. They have to show how they recycle.

Jamal wants to make a video. He asks Jen, Paul, and Mark to help.

Jamal writes some notes. He talks them over with his teacher. She likes his ideas. The project is a go!

Copyright © by Houghton Mifflin Harcourt Publishing Company.

## READ & RESPOND

Theme

**What happens at the beginning of this story?**

---

---

---

Jamal and his friends go to the teachers' room. Mr. Ruiz sees them.

"What's up?" asks Mr. Ruiz.

"We're making a video about recycling," says Paul. "Can we film the trash in the teachers' room?"

Mr. Ruiz smiles. "A video about recycling? That's a great idea!" he says. "Mrs. Hill is here, too. Maybe we can help."



Copyright © by Houghton Mifflin Harcourt Publishing Company.

### READ & RESPOND

Retell

**Where do Jamal and his friends go first?**

---

---

---



Jen has the camera. She zooms in on the rubbish. There are four trash bins. One is for plastic. One is for paper. One is for cans. One is for all other trash. Everything is in order.



Jen aims the camera at Mr. Ruiz and Mrs. Hill. They tell about how teachers recycle. When they are done, the kids thank the teachers. Then the kids leave.

“Our video has good facts. Still, I don’t think it is much fun,” Jamal says.

Copyright © by Houghton Mifflin Harcourt Publishing Company.

**READ & RESPOND**

Retell

**What does Jamal think about their video?**

---

---

---



“Let’s see how students recycle,” Jen says.  
“That might be fun.”

The kids go to the student lunchroom. Jamal has the camera. Jen and Paul smile. “Here is a bin for cans,” says Paul. “Inside we see—”

Paul stops. He frowns. “I see plastic bags, bottles, and a milk carton!” he says. “They don’t belong in there!”

“Stop the camera!” says Jen.



Copyright © by Houghton Mifflin Harcourt Publishing Company.

### READ & RESPOND

Theme

**What problem do the friends have?**

---

---

---

“The project is in trouble!”  
Jen says. “Kids are putting  
things in the wrong bins.  
We can’t make a video  
about that!”

“I know what to do!”  
Mark says. “We don’t have  
to just talk about recycling.  
We can make a how-to  
video. We can show how  
it’s done!”



Copyright © by Houghton Mifflin Harcourt Publishing Company.

**READ & RESPOND**

Retell

**Why does Jen think the project is in trouble?**

---

---

---




Jen and Paul stand by the bins. Mark turns on the camera.

“Bags and cartons don’t go with cans,” Paul says. “We can show how to recycle the right way!”

Jen and Paul pick up some trash. They put it in the right bins.

Jamal smiles. “This is more fun,” he says. “Our video will be great!”



Copyright © by Houghton Mifflin Harcourt Publishing Company.

**READ & RESPOND**

Retell

**Retell the story in your own words.**






---

---

---



## What Is Made from Recycled Materials?

-  From **paper** we get newspapers, cereal boxes, and wrapping paper.
-  From **plastic** we get tables, benches, bike racks, cameras, backpacks, shoes, and clothes.
-  From **glass** we get jars and tiles.
-  From **rubber** we get bulletin boards and playground equipment.
-  From **steel** we get cans, bicycles, cars, and nails.

Copyright © by Houghton Mifflin Harcourt Publishing Company.

### READ & RESPOND

Theme

Why do you think the author wrote this list?

---

---

---



# Reread and Respond

**1** What did you learn about recycling from this story?

---

---

---

**Hint**

For clues, see pages 84, 85, and 88.

**2** Why do the students end up making a how-to video?

---

---

---

**Hint**

For clues, see pages 85 and 86.

**3** Does the author think recycling is important? Explain why or why not.

---

---

---

**Hint**

Your answer to questions 1 and 2 should help you.